



Housing for All Ages & Stages

More than half of older renters in Santa Cruz County are cost-burdened

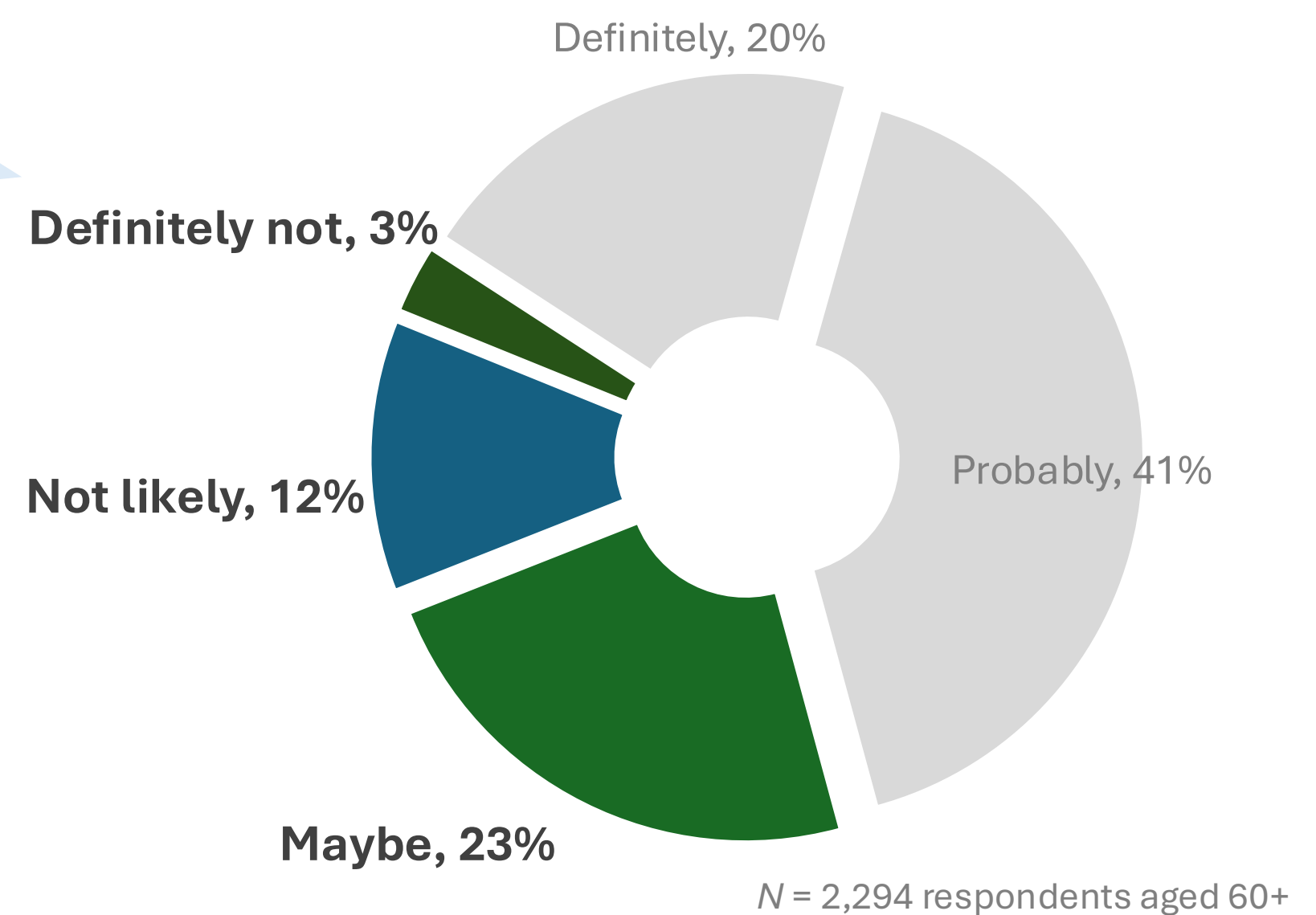
GOAL: "We will live where we choose as we age in communities that are age-, disability-, and dementia-friendly and climate- and disaster-ready."

"Many of my old friends have had to leave because they can't afford to live here anymore, which spreads my support network thinner."

5% of respondents with low-income ¹ did not have stable housing in past 2 months

?
How might we ensure residents have affordable and stable housing to Age Well in Santa Cruz County?

As you age, do you think you will be able to stay in your current home?



38% of respondents 60+ are unsure of their ability to age in place.

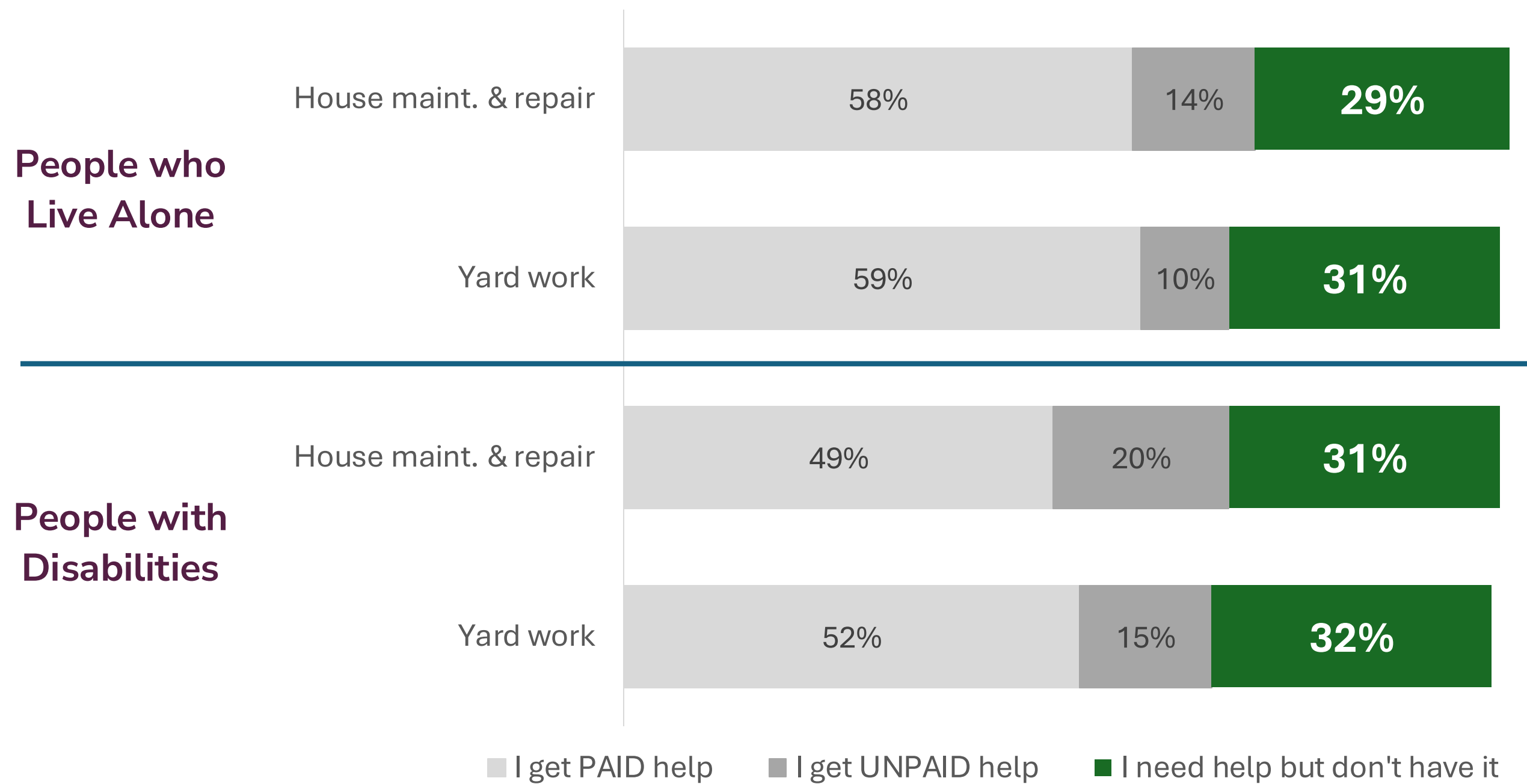
Younger residents aged 40-59 are even less confident they will be able to stay in their current homes: over half are unsure, with **30%** indicating it is *not likely* or *definitely not likely* they will be able to stay.

Source: U.S. Census Bureau, 2018-2022 American Community Survey 5-Year Estimates

¹ Respondents with income < \$50,000

Household maintenance + repair and yard work were the most common needs identified

"I have lived in my current home for over 40 years. My home is difficult to navigate due to my health issues: bad knees, neuropathy in hands and feet, balance issues. I can't take care of the place anymore, but I can't afford to move."



Note: The top half of this chart is based on respondents who live alone AND who need help in the areas above (Ns=637 and 543). The bottom half this chart is based on respondents who reported a disability AND who need help in the areas above (Ns=739 and 676).

While finding help is more difficult for residents aged 75+ (vs. younger residents), affording that help is significantly more difficult for younger residents (aged 40-59).

?

How might aging residents get the affordable, reliable help they need?

?

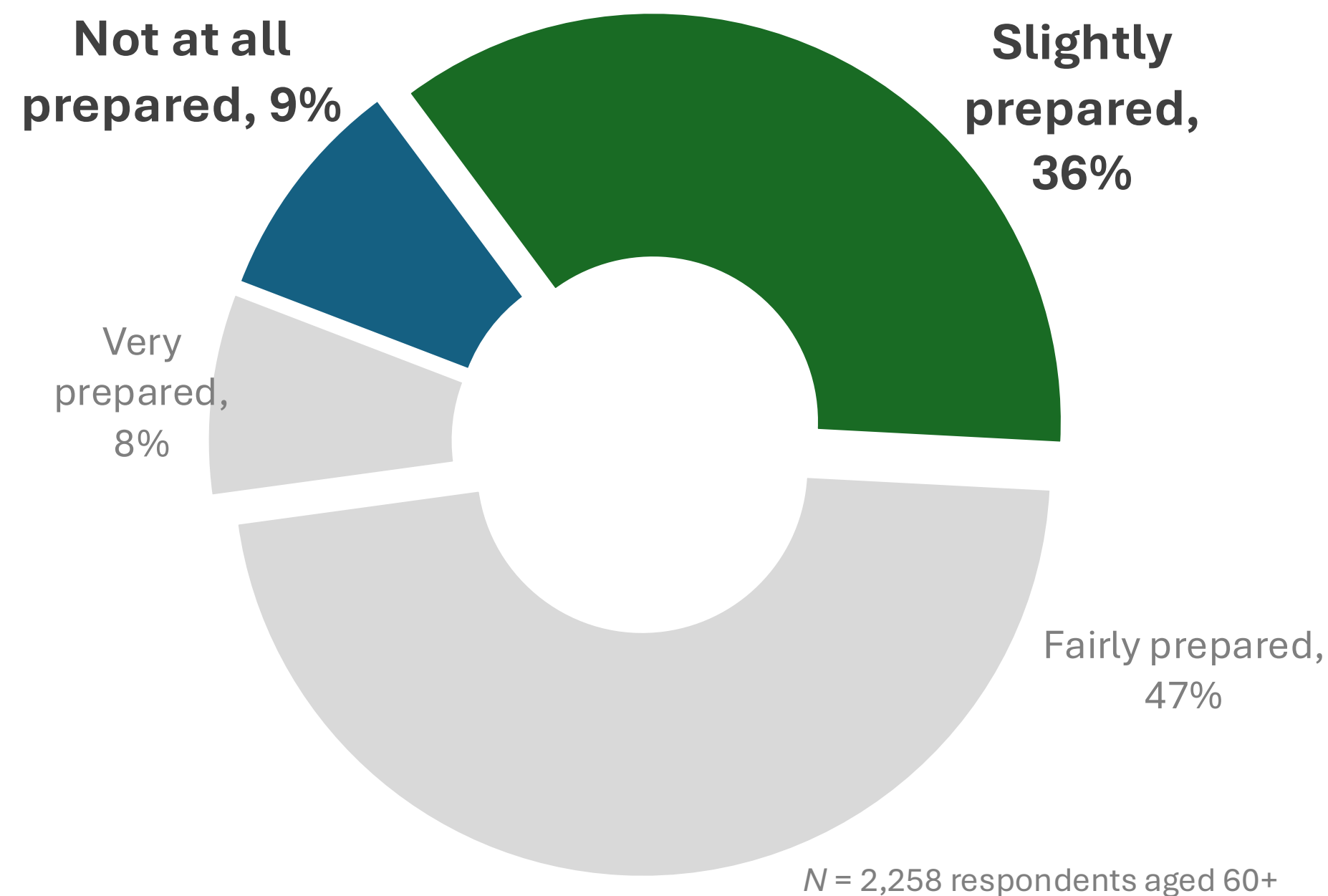
How might aging residents get modifications needed to make their housing safe?

43%
of respondents 60+ have a disability or chronic condition that limits daily activities, and/or use adaptive equipment

“We get very isolated as we get older and older. This is a good reason for neighbors to get to know each other.”

45% of respondents 60+ are not well-prepared for disaster or emergencies

How prepared are you for a natural disaster or community emergency?



“The hardest thing is for people to ask for help, especially as we age.”

Which county residents are less likely to know their neighbors?

- Residents aged 40-59, those who live alone, those who are disabled, Spanish-speakers, those without stable housing
- Residents in the Inland South, the San Lorenzo Valley, and Live Oak areas are less likely to know their neighbors well enough to ask for help.



How might we ensure residents have the resources & skills they need for disaster preparedness?

Residents with lower income feel significantly less prepared¹



How might we connect neighbor-to-neighbor for help in times of need?

¹ Respondents with income <\$100,000 vs. those with higher income