

Workforce Investment Board of Santa Cruz County



1000 Emeline Avenue

Santa Cruz, California 95060

831.454.4873

2013-2017 Nursing Occupational Profile - Tri County

Registered Nurses

Median Hourly Earnings*	\$47.94
2013 Jobs*	4,743
2013-2017 Change*	406
2013-2017 Estimated Annual Openings*	154

*These figures are taken from: SOC 29-1111.

Occupation Description

O*NET 29-1141.00: Assess patient health problems and needs, develop and implement nursing care plans, and maintain medical records. Administer nursing care to ill, injured, convalescent, or disabled patients. May advise patients on health maintenance and disease prevention or provide case management. Licensing or registration required.

Educational Attainment

Master's Degree	1%
Bachelor's Degree	29%
Associate's Degree (or other 2-year degree)	64%
Post-Secondary Certificate	4%
High School Diploma (or GED or High School Equivalence Certificate)	2%
































Tri-County | Top Compatible Occupations




O*NET Occupation	Median Hourly Earnings	2013 Jobs	2013-2017 Change	2013-2017 Estimated Annual Openings	Compat. Index
Critical Care Nurses (29-1141.03)	\$47.94	4,743	406	154	98
Acute Care Nurses (29-1141.01)	\$47.94	4,743	406	154	97
Clinical Nurse Specialists (29-1141.04)	\$47.94	4,743	406	154	94
Nurse Practitioners (29-1171.00)	\$47.94	4,743	406	154	94
Licensed Practical and Licensed Vocational Nurses (29-2061.00)	\$26.99	1,111	106	46	94
Athletic Trainers (29-9091.00)	\$18.76	24	3	1	94
Physical Therapists (29-1123.00)	\$39.55	266	30	9	94
Nurse Midwives (29-1161.00)	\$47.94	4,743	406	154	93
Anesthesiologist Assistants (29-1071.01)	\$52.21	137	12	5	93
Midwives (29-9099.01)	\$29.81	174	6	6	93

Competencies - Knowledge

































	Knowledge	Importance	Level
82	 Psychology	80	82
80	 Customer and Personal Service	83	80
65	 Medicine and Dentistry	91	65
65	 Therapy and Counseling	67	65
59	 Education and Training	71	59
57	 English Language	75	57
57	 Biology	66	57
52	 Sociology and Anthropology	58	52
51	 Philosophy and Theology	45	51
49	 Mathematics	58	49
47	 Chemistry	50	47
46	 Public Safety and Security	56	46
39	 Clerical	40	39
38	 Computers and Electronics	38	38
36	 Personnel and Human Resources	41	36
36	 Administration and Management	47	36
35	 Law and Government	41	35
28	 Communications and Media	31	28
24	 Foreign Language	23	24
21	 Mechanical	24	21
19	 Transportation	20	19
17	 Sales and Marketing	19	17
16	 Telecommunications	27	16
15	 Economics and Accounting	20	15
14	 Physics	12	14
14	 Production and Processing	16	14
13	 History and Archeology	11	13
12	 Geography	14	12
10	 Engineering and Technology	12	10
9	 Design	9	9
7	 Food Production	5	7
3	 Fine Arts	2	3





















Competencies - Skills

	Skill	Importance	Level
63	 Social Perceptiveness	81	63
59	 Monitoring	66	59
59	 Coordination	72	59
57	 Active Listening	75	57
57	 Reading Comprehension	69	57
57	 Critical Thinking	69	57
55	 Speaking	72	55
55	 Service Orientation	69	55
55	 Judgment and Decision Making	63	55
54	 Learning Strategies	50	54
54	 Active Learning	60	54
54	 Instructing	56	54
52	 Writing	63	52
52	 Time Management	50	52
48	 Quality Control Analysis	50	48
48	 Persuasion	50	48
48	 Complex Problem Solving	56	48
48	 Management of Personnel Resources	47	48
46	 Systems Evaluation	44	46
46	 Science	63	46
45	 Mathematics	41	45
45	 Systems Analysis	50	45
43	 Negotiation	47	43
43	 Operation Monitoring	50	43
37	 Operations Analysis	44	37
37	 Operation and Control	38	37
34	 Management of Material Resources	35	34
30	 Troubleshooting	28	30
27	 Management of Financial Resources	25	27
16	 Equipment Selection	16	16
14	 Programming	13	14
14	 Technology Design	16	14

0		Installation	0	0
0		Equipment Maintenance	0	0
0		Repairing	0	0

Competencies - Abilities

	Ability	Importance	Level
75	 Problem Sensitivity	81	75
73	 Inductive Reasoning	78	73
70	 Oral Comprehension	75	70
64	 Oral Expression	72	64
63	 Written Comprehension	72	63
63	 Speech Recognition	69	63
63	 Deductive Reasoning	72	63
59	 Near Vision	66	59
57	 Written Expression	69	57
57	 Category Flexibility	63	57
55	 Information Ordering	72	55
55	 Arm-Hand Steadiness	56	55
54	 Flexibility of Closure	60	54
54	 Speech Clarity	69	54
52	 Finger Dexterity	56	52
50	 Perceptual Speed	56	50
50	 Fluency of Ideas	47	50
50	 Far Vision	56	50
50	 Selective Attention	60	50
50	 Originality	47	50
48	 Speed of Closure	53	48
48	 Extent Flexibility	44	48
46	 Manual Dexterity	53	46
46	 Time Sharing	53	46
46	 Static Strength	41	46
46	 Auditory Attention	44	46
45	 Mathematical Reasoning	47	45
45	 Memorization	44	45
45	 Visualization	47	45
45	 Control Precision	47	45
43	 Visual Color Discrimination	50	43
41	 Hearing Sensitivity	44	41

41		Reaction Time	38	41
41		Trunk Strength	53	41
41		Number Facility	47	41
39		Depth Perception	41	39
39		Gross Body Coordination	47	39
39		Multilimb Coordination	44	39
37		Response Orientation	38	37
36		Stamina	50	36
32		Wrist-Finger Speed	35	32
29		Gross Body Equilibrium	31	29
25		Dynamic Strength	28	25
25		Speed of Limb Movement	31	25
23		Rate Control	22	23
18		Explosive Strength	25	18
9		Dynamic Flexibility	10	9
7		Sound Localization	6	7
4		Spatial Orientation	6	4
0		Glare Sensitivity	0	0
0		Peripheral Vision	0	0
0		Night Vision	0	0

Data Sources and Calculations

State Data Sources

This report uses state data from the following agencies: California Labor Market Information Department

Educational Attainment Data

EMSI's educational attainment numbers are based on Census 1990, Census 2000, the Current Population Survey, and EMSI's demographic data. By combining these sources, EMSI interpolates for missing years and projects data at the county level. Educational attainment data cover only the population aged 25 years or more and indicate the highest level achieved.

Competency Data

The competency data in this report is taken directly from the O*NET database.